

4

3

2

1

METER SOFTENER

MODEL NO. NCSMF-WS3-1200-C5060

CAPACITY:

MIN. 960,000 grs. @ 10 lbs. / cu. ft.  
MAX. 1,200,000 grs. @ 15 lbs. / cu. ft.

FLOW RATE:

NORMAL 194 gpm.  
PEAK 251 gpm  
BACKWASH 65 gpm.

TANK SIZE: 48" x 72"

COMPOSITE

MEDIA:

RESIN 40 cu.ft.  
GRAVEL 900 lbs.

PIPE SIZE: PVC

INLET: 3"  
OUTLET: 3"  
VALVE: 3"  
DRAIN: 1-1/2"  
BRINE: 1"  
METER: 3"

BRINE TANK

MODEL NUMBER: BT5060R-494-5

TANK SIZE: 50" x 60"

POLYETHYLENE

CAPACITY

500 gals.

4,500 lbs./salt

BRINE VALVE: 494

BRINE WELL: 5"

WEIGHT (APPROX)


TOTAL SHIPPING: 3,900 lbs.

TOTAL SPACE REQUIRED (APPROX)

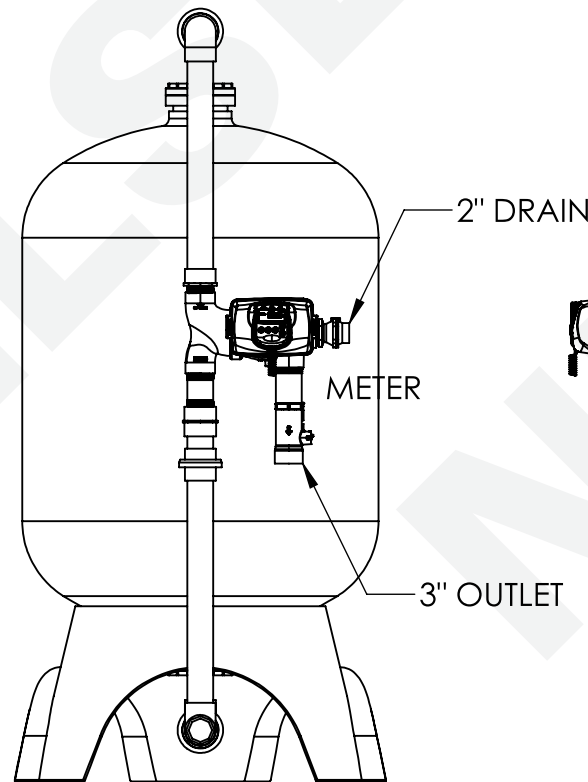
102"L x 50"W x 107"H

B

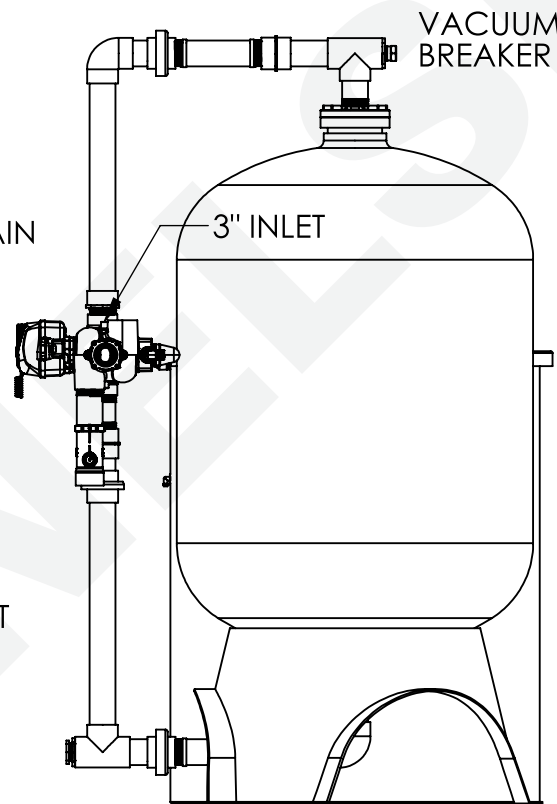
B



50" x 60"  
BRINE TANK



36" x 72"  
SOFTENER



(SIDE VIEW)



A

A

NOTE:  
PEAK FLOWS ARE NOT RECOMENDED FOR EXTENDED PERIODS OF TIME.  
ALL DASHED PIPE, VALVES, AND FITTINGS NOT PROVIDED BY NELSEN CORPORATION

**NELSEN**  
CORPORATION

NELSEN CORPORATION  
OHIO • ARIZONA • TEXAS • FLORIDA  
3250 BARBER RD - NORTON, OH 44203  
800-362-9686  
NelsenWaterSolutions.com

DO NOT SCALE DRAWING

UNLESS OTHERWISE SPECIFIED:  
DIMENSIONS ARE IN INCHES  
PART DIMENSIONS ARE +/- 1/32"  
ASSEMBLY DIMENSIONS ARE APPROXIMATE

PROPRIETARY AND CONFIDENTIAL  
THE INFORMATION CONTAINED IN  
THIS DRAWING IS THE SOLE PROPERTY  
OF NELSEN CORPORATION INC. ANY  
REPRODUCTION IN PART OR AS A  
WHOLE WITHOUT THE WRITTEN  
PERMISSION OF NELSEN CORP. IS  
PROHIBITED.

TITLE: GENERAL ARRANGEMENT DRAWING  
SOFTENER 1200K FIBERGLASS TANK  
SIMPLEX METER SYSTEM

	NAME	DATE	DWG. NO.
DRAWN	RAR	06-07-17	NCSMF-WS3-1200-C5060
CHECKED			
ENGR APPR.			

SIZE B SCALE: 1:32 SHEET 1 OF 1

4

3

2

1