

4

3

2

1

METER SOFTENER

MODEL NO. NCSMF-WS3-300-C3048

CAPACITY:

MIN. 240,000 grs. @ 10 lbs. / cu. ft.
MAX. 300,000 grs. @ 15 lbs. / cu. ft.

FLOW RATE:

NORMAL 98 gpm.
PEAK 126 gpm
BACKWASH 15 gpm.

TANK SIZE: 24" x 72"

COMPOSITE

MEDIA:

RESIN 10 cu.ft.
GRAVEL 250 lbs.

PIPE SIZE: PVC

INLET: 3"
OUTLET: 3"
VALVE: 3"
DRAIN: 1-1/2"
BRINE: 1"
METER: 3"

BRINE TANK

MODEL NUMBER: BT3048R-494-5

TANK SIZE: 30" x 48"

POLYETHYLENE

CAPACITY

145 gals.
1,200 lbs./salt

BRINE VALVE: 494


BRINE WELL: 5"

WEIGHT (APPROX)

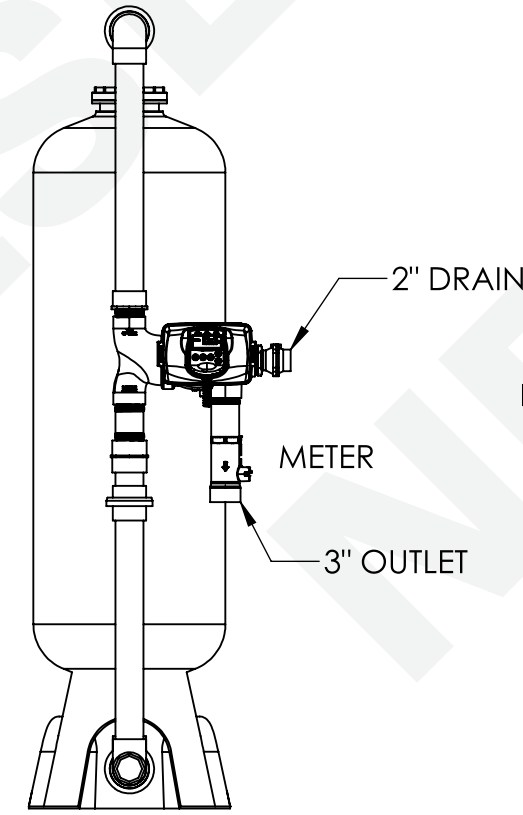
TOTAL SHIPPING: 1,045 lbs.

TOTAL SPACE REQUIRED (APPROX)

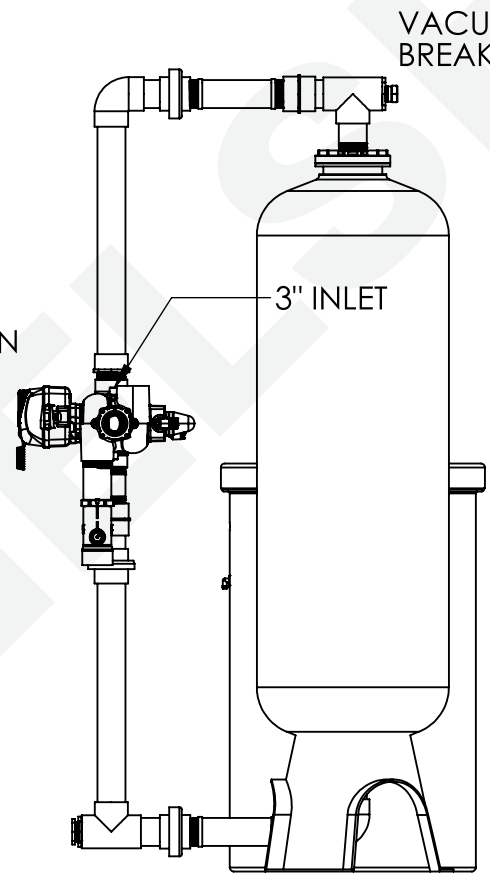
58"L x 30"W x 100"H



30" x 48"
BRINE TANK



24" x 72"
SOFTENER



(SIDE VIEW)



B

B

A

A

NOTE:
PEAK FLOWS ARE NOT RECOMENDED FOR EXTENDED PERIODS OF TIME.
ALL DASHED PIPE, VALVES, AND FITTINGS NOT PROVIDED BY NELSEN CORPORATION



NELSEN CORPORATION
OHIO • ARIZONA • TEXAS • FLORIDA
3250 BARBER RD - NORTON, OH 44203
800-362-9686
NelsenWaterSolutions.com

DO NOT SCALE DRAWING

UNLESS OTHERWISE SPECIFIED:
DIMENSIONS ARE IN INCHES
PART DIMENSIONS ARE +/- 1/32"
ASSEMBLY DIMENSIONS ARE APPROXIMATE

PROPRIETARY AND CONFIDENTIAL
THE INFORMATION CONTAINED IN
THISDRAWING IS THE SOLE PROPERTY
OF NELSEN CORPORATION INC. ANY
REPRODUCTION IN PART OR AS A
WHOLE WITHOUT THE WRITTEN
PERMISSION OF NELSEN CORP. IS
PROHIBITED.

TITLE: GENERAL ARRANGEMENT DRAWING
SOFTENER 300K FIBERGLASS TANK
SIMPLEX METER SYSTEM

	NAME	DATE	DWG. NO.
DRAWN	RAR	05-26-17	NCSMF-WS3-300-C3048
CHECKED			
ENGR APPR.			
	SIZE B	SCALE: 1:32	SHEET 1 OF 1

4

3

2

1